

TytoCare 7.3

Release Notes | January 2025

Contents

Highlights for TytoCare 7.3	3
Backward compatibility	4
How to upgrade your TytoCare device to 7.3	4
Legend	4
New Features for Patients	5
Blood pressure management	5
Self-management opt-in	6
Expanded “Add family members” flow	7
Landscape mode for online visits (iOS Only)	8
Height & weight input for exam and forward visits	9
Scan more medical devices with OCR – ROW	10
Scan more medical devices with OCR – US	11
Minor improvements	12
New Features for Healthcare Providers	13
QuickView: Side-by-side ear exams	13
Patient Tyto exam history for Epic clinicians	14
Minor Improvements	15
New Features for Administrators	16
One-click login for SSO local administrators	16
Hardware updates	17
New TytoClinic Model	17

Change Summary Table 18
TytoCare Supported Modules Per Territory..... 19

Highlights for TytoCare 7.3

The seventh generation of TytoCare continues with updates to enhance patient experience and simplify care access. Version 7.3 includes updates such as:

- Tyto’s self-management suite now supports blood pressure management, in addition to asthma management.
- The self-management suite is integrated into the Tyto experience, allowing TytoHome users to opt-in and start managing their condition with Tyto.

Healthcare professionals will benefit from improvements to clinical decision-making and workflow efficiency, including:

- QuickView for ear exams: Compare ear exam images side-by-side for faster and more accurate assessments.
- Patient history for Epic clinicians: Easily access detailed patient vitals and Tyto exam history directly within Epic Hyperspace.

Backward compatibility

The TytoCare 7.3 mobile app and TytoCare Clinician Dashboard are backward compatible with TytoCare device versions from 6.5 or later. It is recommended to always keep the Tyto device and app up to date with the latest version.

How to upgrade your TytoCare device to 7.3

The Tyto device automatically checks for an available software update the next time it is turned on and connected to a wireless network. Once the update is available, the Tyto device requests permission to download, and then install, the new version.

It may take a few minutes to install the update. Make sure the TytoCare device is plugged into the charger throughout this process. Once the update process is completed, the Tyto device automatically restarts and is configured with the latest version.

Legend

PRO

Features for TytoPro users

HOME

Features for TytoHome users

New Features for Patients

Blood pressure management

HOME

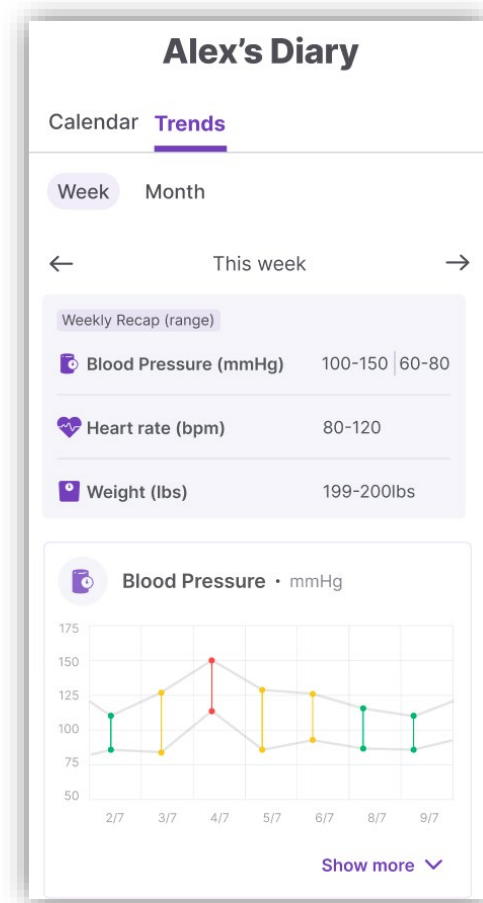
Tyto's self-management suite now includes blood pressure management (an early version of this module was introduced in Beta last version).

This module helps users manage blood pressure as part of their daily routine by:

- Logging blood pressure readings, symptoms, medication, and notes in one place.
- Tracking trends over time and exporting the data to clinicians.
- Supporting medication adherence with reminders

Updates:

- For availability, refer to the "Supported Modules Per Territory" at the end of the release notes
- Integration is available for Epic based organizations
- The blood pressure trends graph has been improved with clearer and more intuitive visuals for easier monitoring.

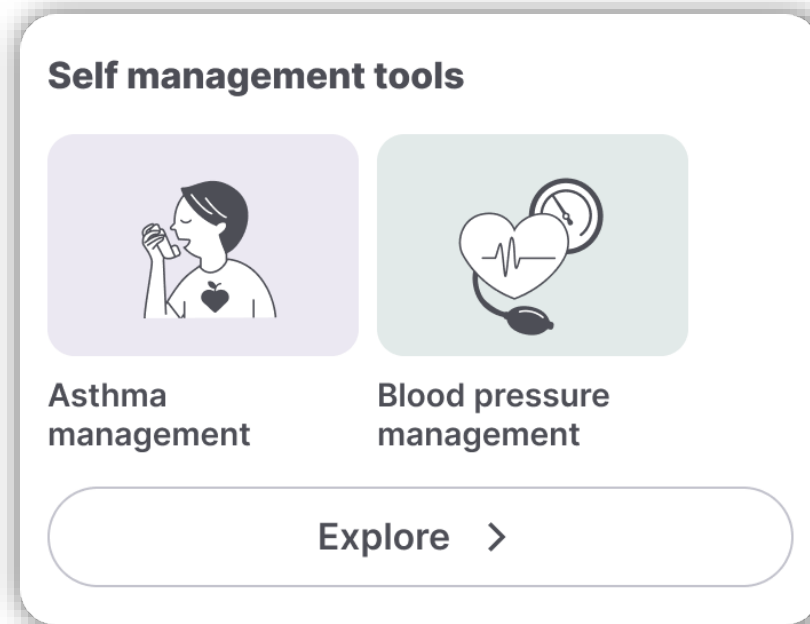


Self-management opt-in

HOME

Tyto has updated the home screen to simplify opting into self-management conditions, such as asthma and blood pressure.

From the home screen, users can create their care center in just a few steps, enabling quick access to self-management while improving usability and engagement.



Expanded “Add family members” flow

HOME

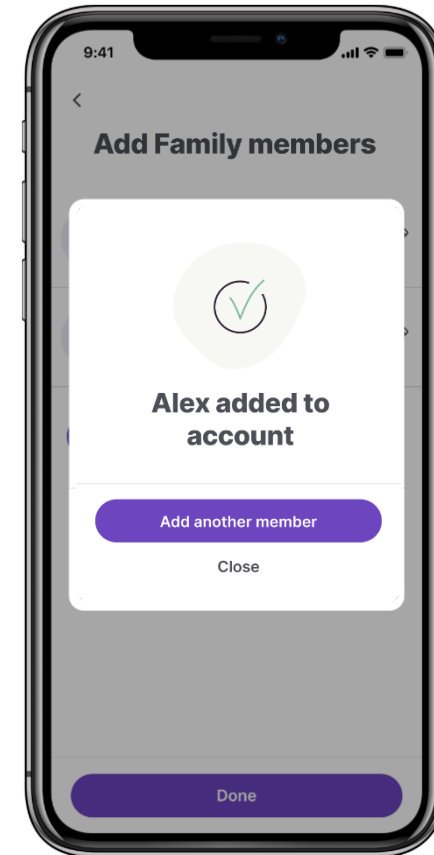
The new “Add family members” flow is now available from additional locations within the app like the side menu, or whenever selecting a patient.

Key Enhancements:

- Now accessible in areas like visit initiation and the side menu, instead of only onboarding.
- Users can add family members quickly and easily with intuitive steps, including options for manual entry or MyChart integration.

Usability Improvements:

- Updated navigation and UI elements enhance clarity and usability.
- Minor refinements ensure smoother functionality and a more user-friendly flow.



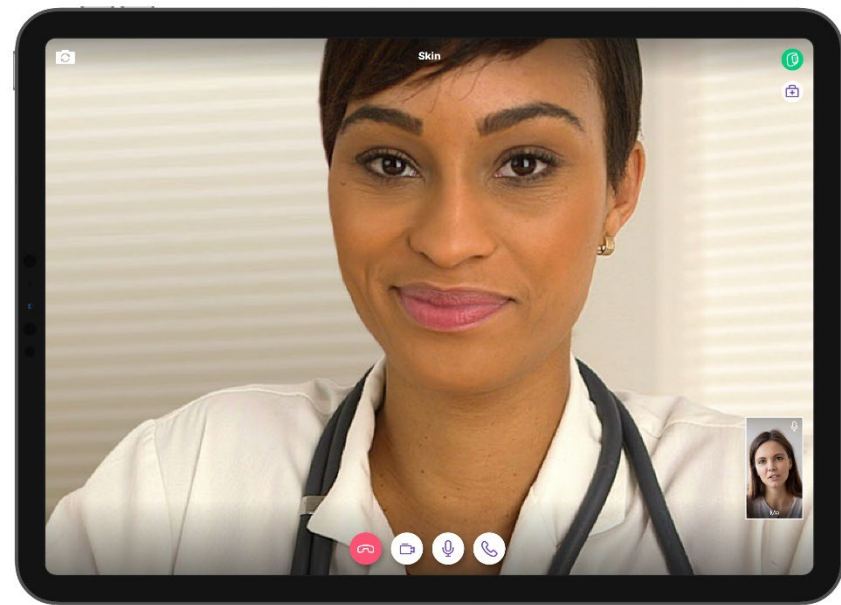
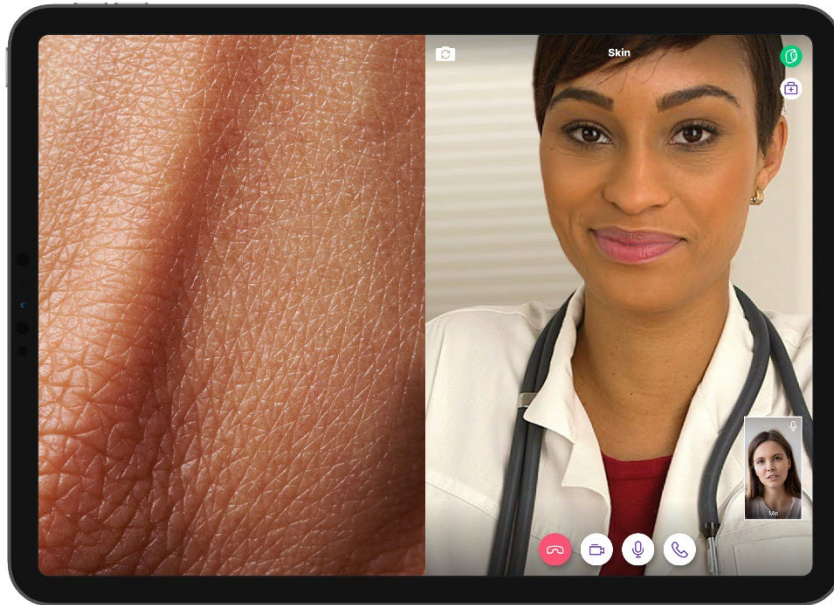
Landscape mode for online visits (iOS Only)

HOME PRO

The TytoCare app now supports landscape mode for online visits on iOS devices.

Key Benefits:

- Optimized for updated iPad designs, with the camera positioned on the side for a natural viewing experience.
- Enhanced for casting to larger screens, delivering improved visit experience.



Height & weight input for exam and forward visits

HOME

Height and weight fields are now available during the patient intake flow to assist clinicians in making informed decisions, such as prescribing medications, and to improve the patient experience during visits.

Users will be asked to reconfirm their height and weight at each visit, and clinicians can view this information within the visit details.


9:41

<


Height and weight

Your clinician needs this information to prescribe medications

Height

Select height 

Weight

Select weight 

Save

Scan more medical devices with OCR – ROW

HOME PRO

Available for:

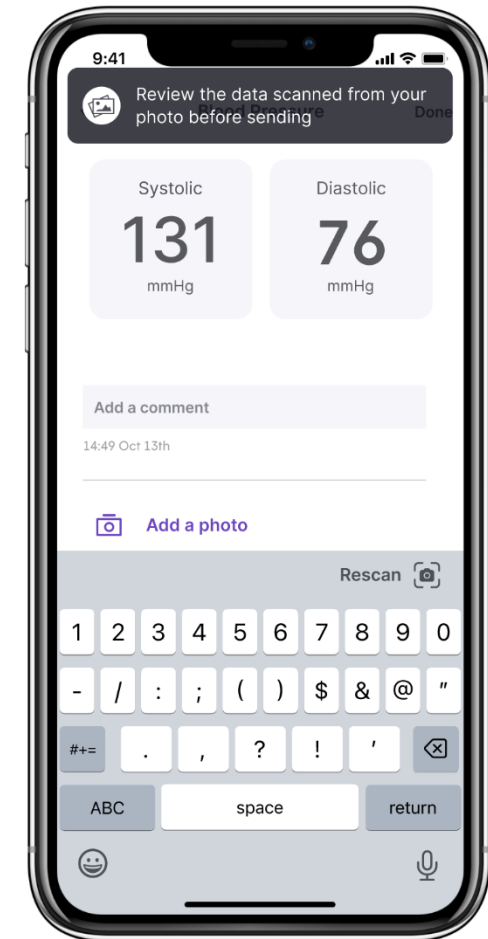
TytoPro and TytoHome users outside the United States

Feature Update:

Users can now seamlessly scan and capture data from additional digital medical devices using the Tyto app and their smartphone camera.

Supported devices:

- Blood pressure cuffs
- Weight scales
- Pulse oximeter
- Glucometer



Scan more medical devices with OCR – US

HOME

Available for:

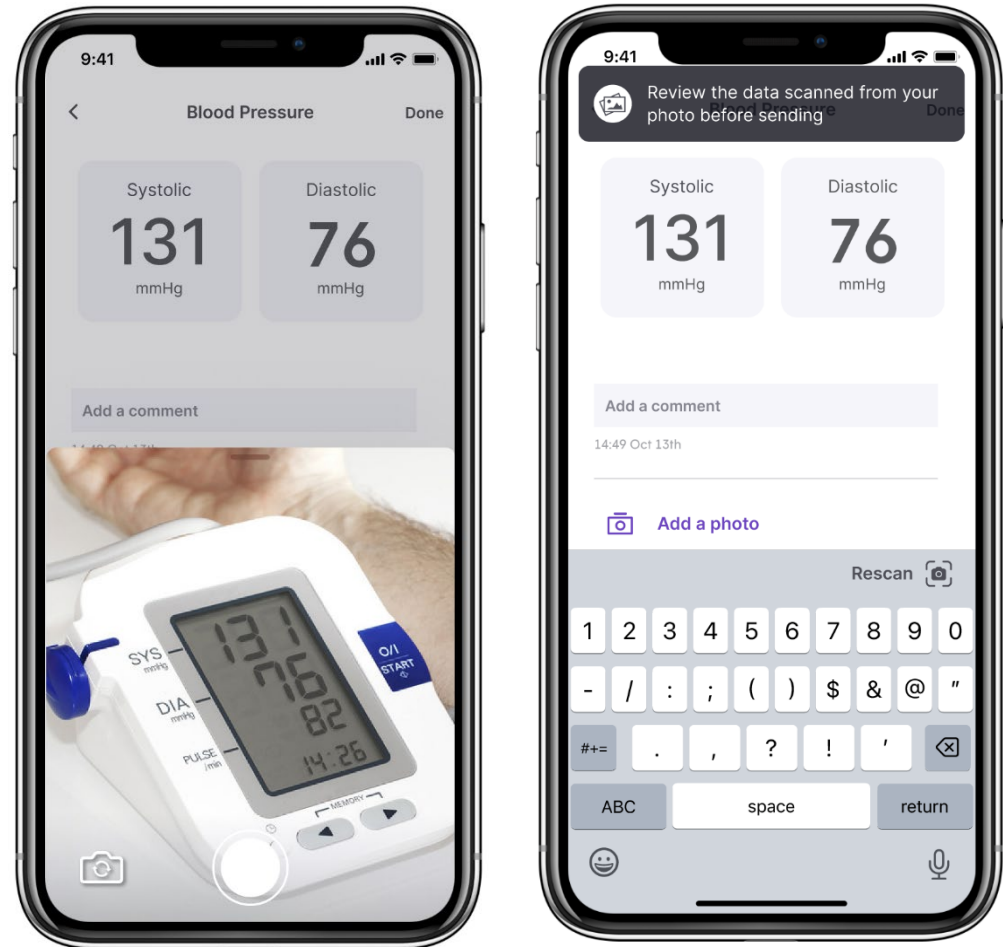
TytoHome users in the United States

Feature Update:

Users can now seamlessly scan and capture data from additional digital medical devices using the Tyto app and their smartphone camera.

Supported devices:

- Blood pressure cuffs
- Weight scales
- Pulse oximeter
- Glucometer



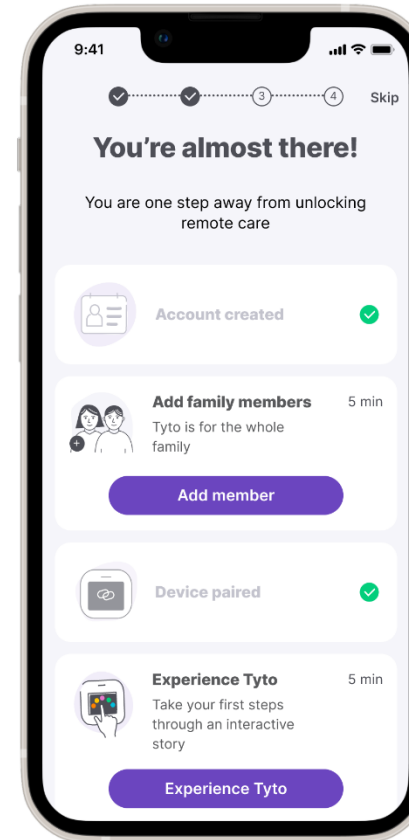
Minor improvements

Orientation hub

The Orientation Hub layout is now refined to display more content without requiring users to scroll. This update provides users with a clearer view of the onboarding steps at a glance.

Additional Omron device support

The Omron BP7150 model is now supported.



New Features for Healthcare Providers

QuickView: Side-by-side ear exams

HOME PRO

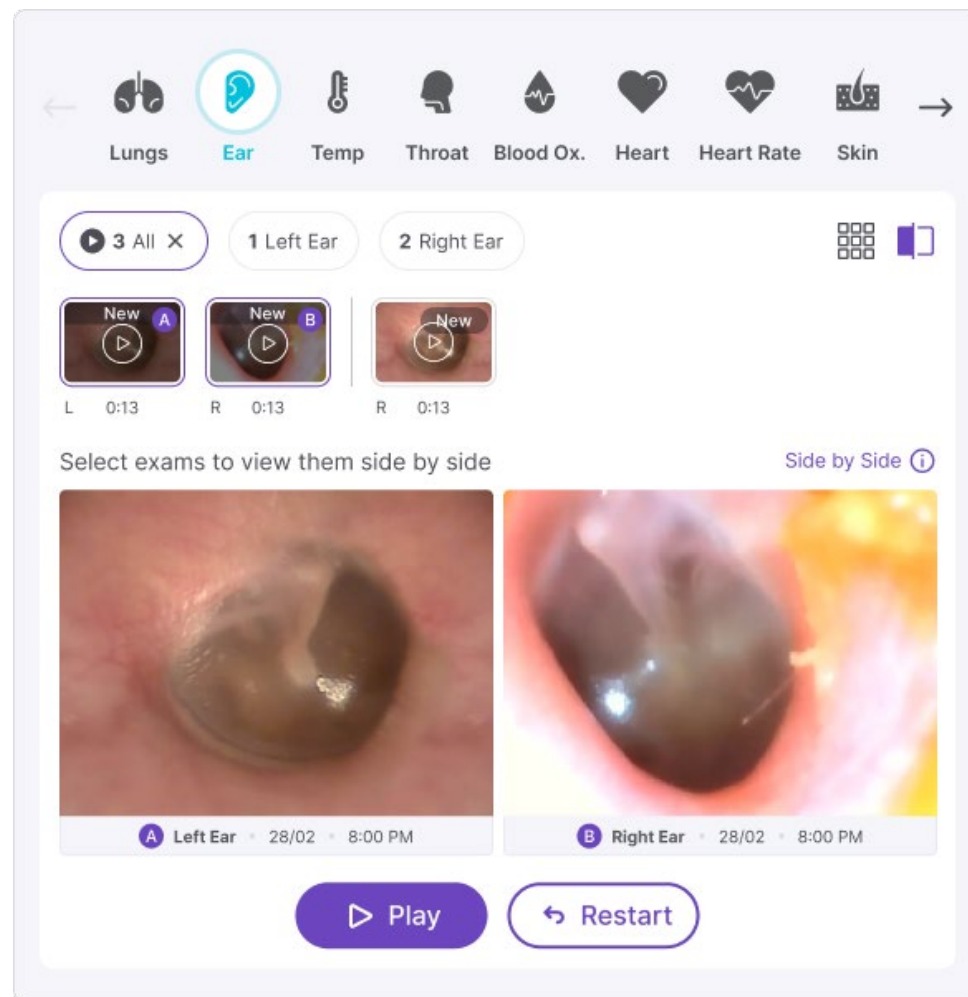
This QuickView Side-by-Side Exam Comparison tool enhances the remote clinician's diagnostic capabilities by allowing them to visually compare left and right ear exams within the same visit in a single convenient view.

This feature is designed to:

- **Improve Clinical Insight:** Quickly identify differences between the left and right ear recordings.
- **Streamline Workflow:** Replace the manual process of toggling between exams with a side-by-side view.
- **Exam Selection:** Drag and drop or click to select the exams to compare.

This feature is available in the exam library for ear exams recorded during online visits or pre-visit exams.

For a quick video walkthrough of this feature [click here](#).



Patient Tyto exam history for Epic clinicians

Epic-integrated organizations can now provide clinicians with streamlined access to a patient's Tyto exam history directly from the patient's Epic chart.

This feature supports continuity of care by providing clinicians access to a patient's Tyto history outside the context of a specific Tyto visit, including data from self-management tracking, pre-visit exams, and recordings from online exam.

- **Enhanced data sharing:** Allows urgent care providers, PCPs, and specialists to collaborate effectively by sharing patient data across care settings.
- **Improved continuity of care:** Ensures seamless access to Tyto exams over time, critical for managing CCM and longitudinal care.
- **Broad accessibility:** Makes Tyto data available to all clinicians using the Epic platform, even those who are not primary Tyto users.

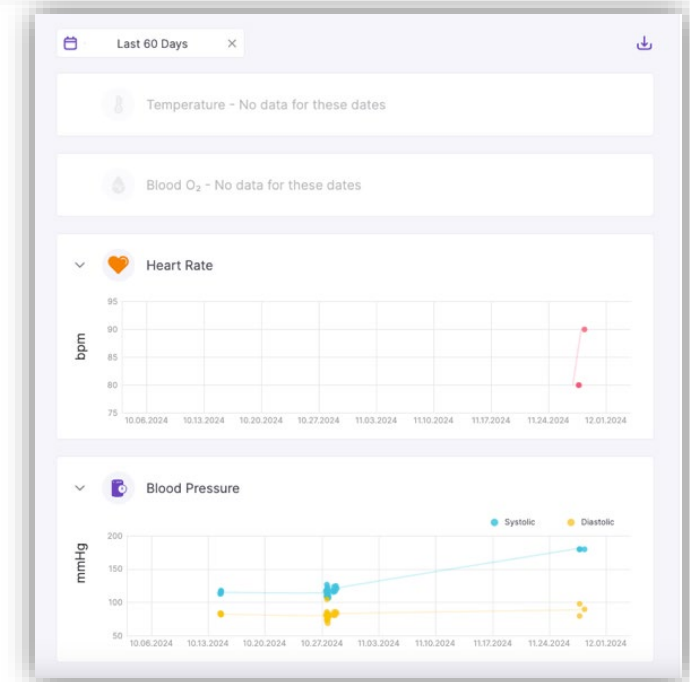
Improved integration with EPIC:

- Supports pushing user data into Epic after an order is created.
- Provides clinicians with quick access to a patient's Tyto self-management data directly in Epic Hyperspace

Note: This feature may require additional Epic integration from the customer, please contact your Tyto account representative for more information.

The screenshot shows a patient profile for Alexander Graham Greenberg (F, 23y) with account holder Shira Bang and contact info at tyto.com. Below is a table of exam history:

Visit Date	Clinician Name	Exams
15.07.2020	Dr. Avraham Tal	[Icons for various exam types]
15.07.2020	Dr. Avraham Tal	[Icons for various exam types]
15.07.2020	Dr. Avraham Tal	[Icons for various exam types]
15.07.2020	Dr. Avraham Tal	[Icons for various exam types]



Minor Improvements

Height and weight in visit info

HOME PRO

Remote clinicians will now be shown the patient's last recorded height and weight measurements as part of Pre-visit flows.

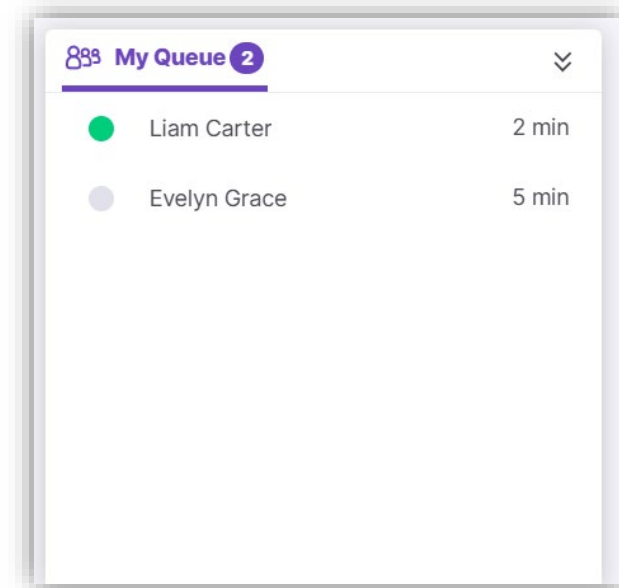
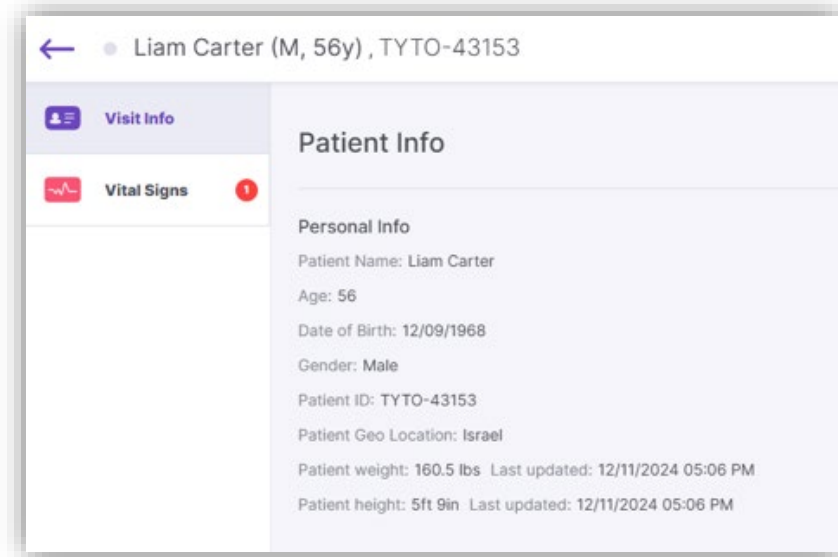
For more details, refer to the "Height and Weight" section under Features for Patients.

Waiting time in floating queue

HOME PRO

Remote clinicians who use Tyto queue management can now see how long each patient in their queue has been waiting.

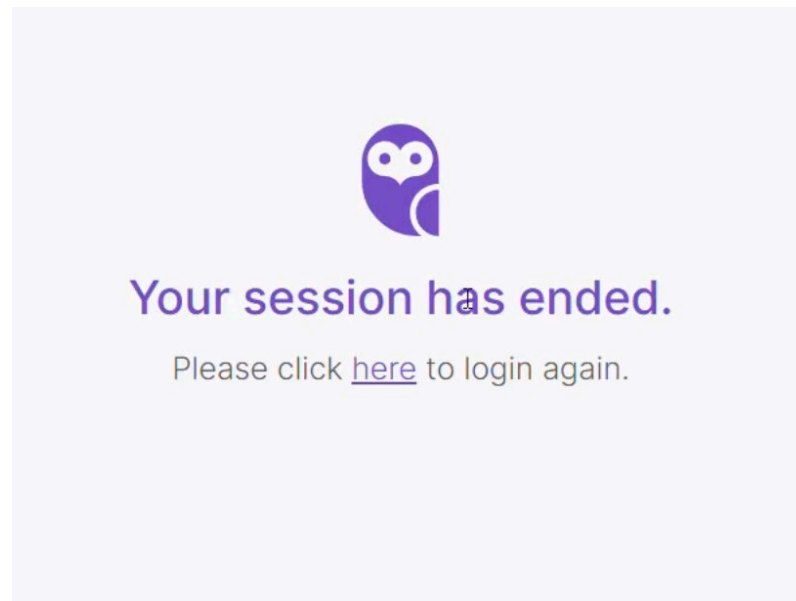
This will improve the visibility into the waiting time of patients in the queue, even while the clinician is currently in another visit.



New Features for Administrators

One-click login for SSO local administrators

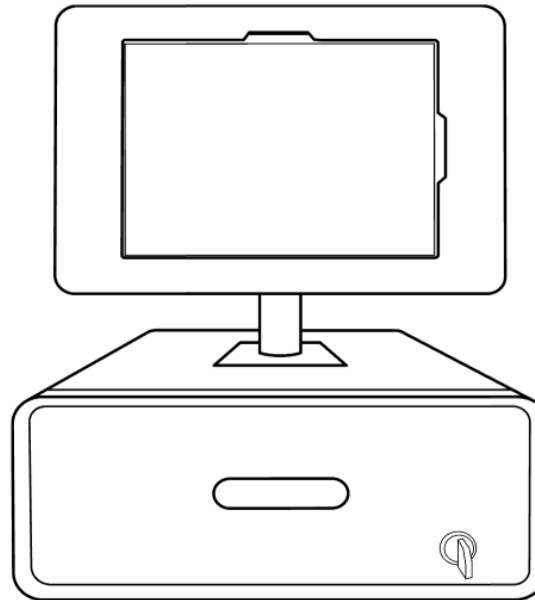
Local administrators using Single Sign-On (SSO) to access the admin portal will now see a logout page at the end of their session. This page includes a single-click login option for quick re-entry.



Hardware updates

New TytoClinic Model

The TytoClinic M3* frame is now designed to align with the camera placement of the iPad 10th generation. This update also introduces TytoCare's support for iOS landscape mode.



*Available only in US

Change Summary Table

New Features for Patients

Feature	Enabled by default	Home	Pro	Improvement of current feature	New Feature	Limitation
Expanded "Add family members" flow		✓		✓		Only for customers who support adding patients from the app
Height & weight input for offline visits		✓			✓	Only for offline flows
Landscape Mode for Online Visits (iOS Only)	✓	✓	✓		✓	
Blood pressure management	✓	✓		✓		Available in the specified markets below
Self-Management opt-in	✓	✓			✓	Only for US customers
Scan more medical devices with OCR – ROW	For TytoHome	✓	✓	✓		
Scan more medical devices with OCR – US	For TytoHome	✓		✓		

New Features for Healthcare Providers

Feature	Enabled by default	Home	Pro	Improvement of current feature	New Feature	Limitation
QuickView: Side-by-side Ear Exams	✓	✓	✓		✓	
Height and Weight in Visit Info		✓	✓		✓	
One-click login for SSO local administrators	✓			✓		For admin portal users
Patient Tyto exam history for Epic clinicians		✓	✓			Epic Integrated customers

TytoCare Supported Modules Per Territory

Some of TytoCare modules and features are only supported in certain markets and geography. The table below lists availability of features in the different territories.

Territory	Tyto's Platform*: online mode (TytoHome & TytoPro)	Tyto's Platform*: offline mode (Tyto Home & Tyto Pro)	AsthmaCare (TytoCare App)	Blood Pressure Management (Tyto Care App)	Tyto Insights for Wheeze Detection	Tyto Insights for Crackles Detection	Integration with TytoCare Pulse Oximeter	BT connection with third party devices (displayed on TytoCare App)	OCR for third party devices (TytoCare App)
US	✓	✓	✓	✓	✓	✓	✓	✓	✓**
Israel	✓	✓	✓	✓	✓		✓	✓	✓
EU	✓	✓	✓	✓				✓	✓
Switzerland	✓	✓	✓	✓				✓	✓
Japan		✓						✓	✓
Australia	✓	✓						✓	✓
Canada	✓	✓						✓	✓
Brazil	✓	✓						✓	✓

*Tyto's platform includes the operation of the Tyto Thermometer, Tyto Stethoscope, Tyto Otoscope and Tyto Exam Camera

**Applicable only for TytoHome